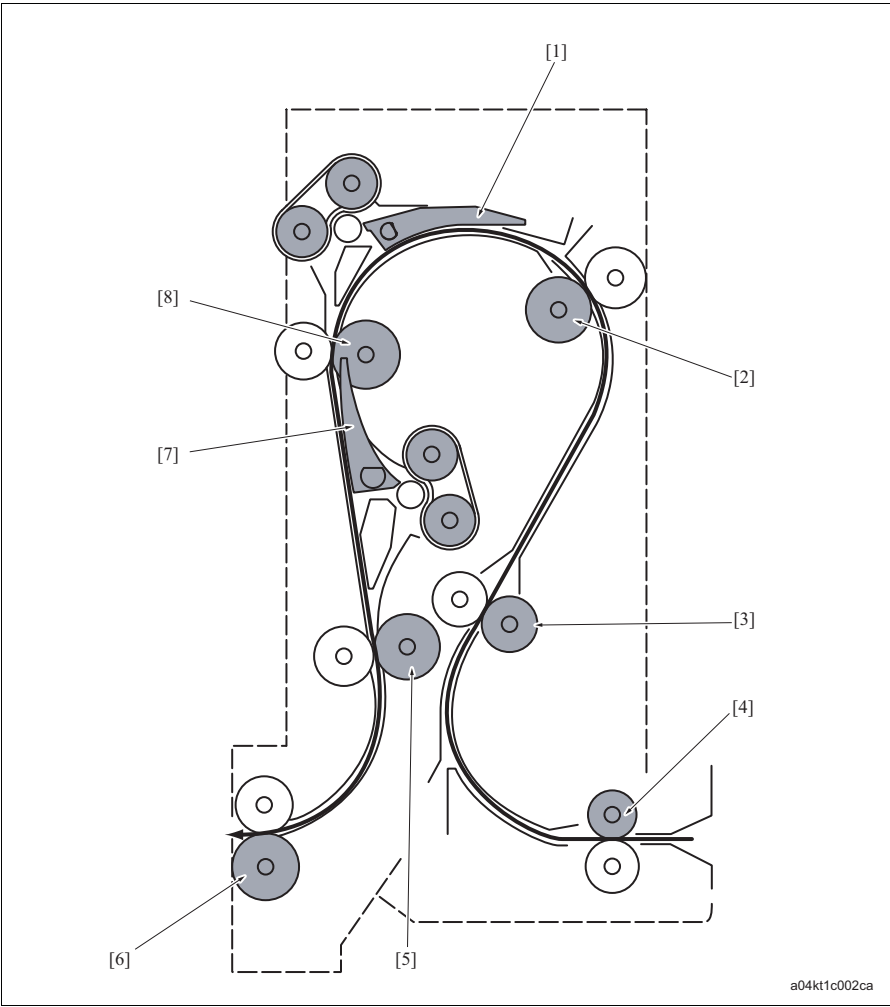
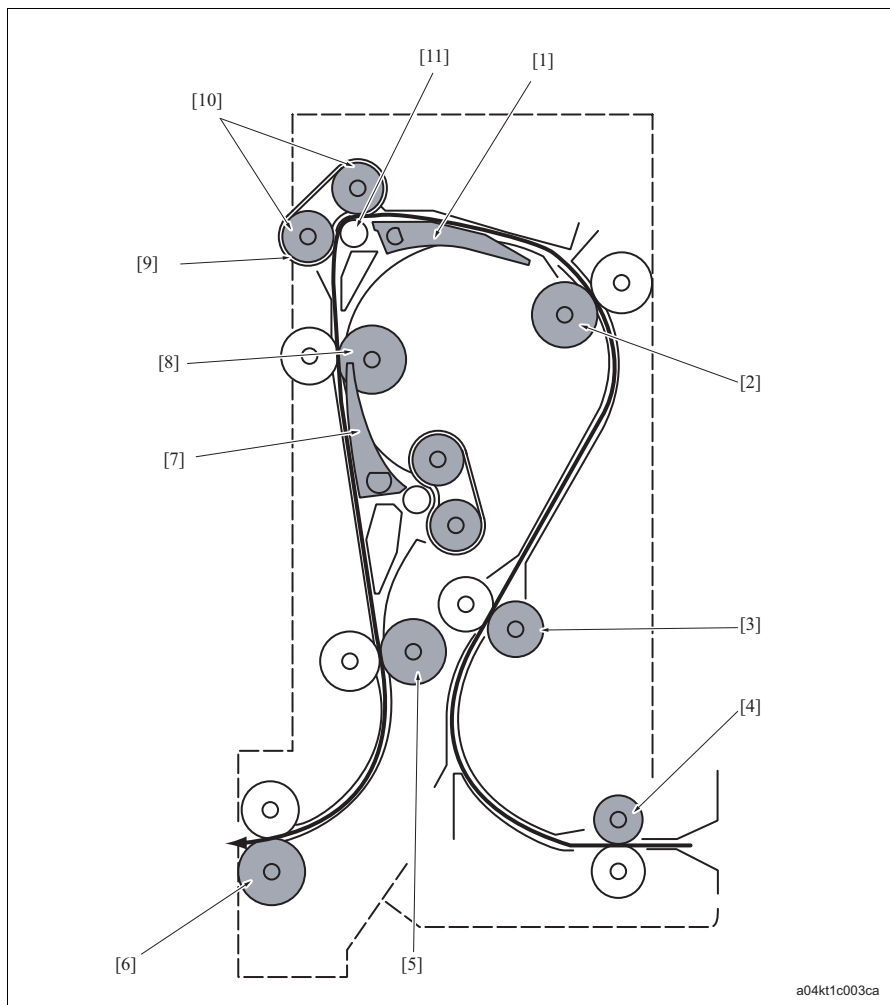


3. PAPER PATH

A. Accelerated conveyance mode (Normal mode)



- | | |
|----------------------------|----------------------------|
| [1] Decurler gate /1 | [5] Intermediate roller /3 |
| [2] Intermediate roller /1 | [6] Paper exit roller |
| [3] Entrance roller /2 | [7] Decurler gate /2 |
| [4] Entrance roller /1 | [8] Intermediate roller /2 |

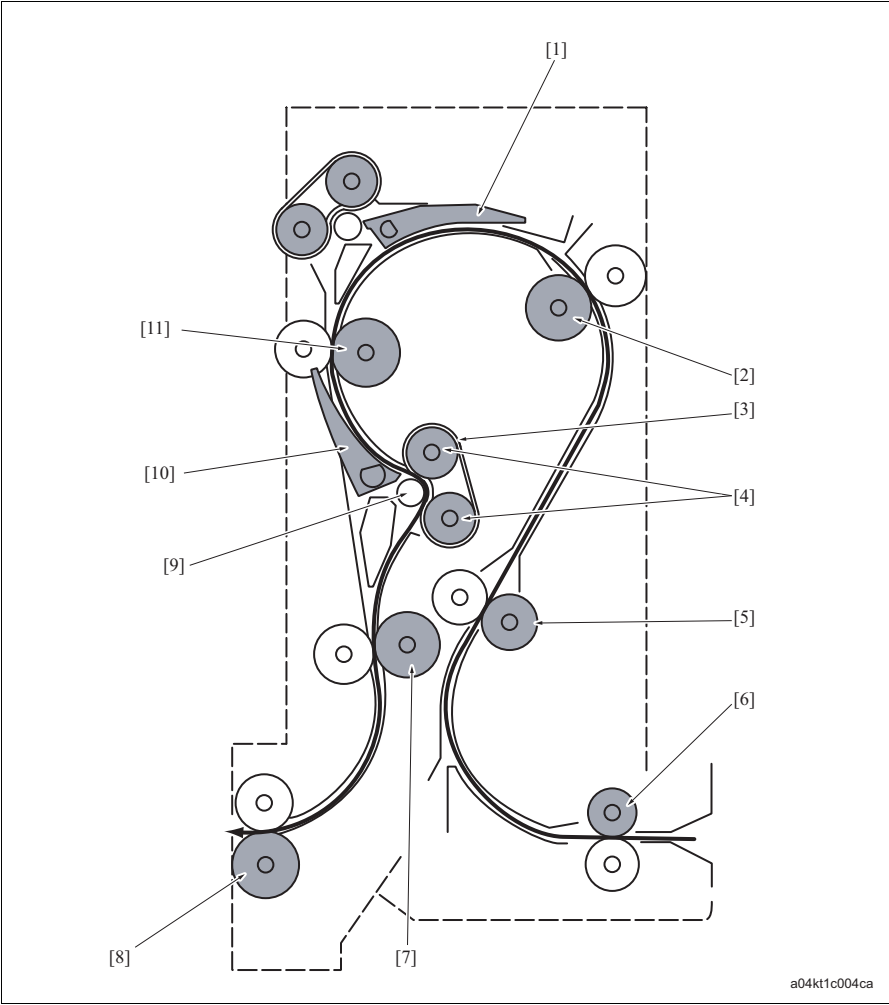
B. Decurler conveyance mode (straightening the upward curling)

- [1] Decurler gate /1
- [2] Intermediate roller /1
- [3] Entrance roller /2
- [4] Entrance roller /1
- [5] Intermediate roller /3
- [6] Paper exit roller

- [7] Decurler gate /2
- [8] Intermediate roller /2
- [9] Decurler belt /1
- [10] Decurler roller /1
- [11] Decurler roller /2

a04kt1c003ca

C. Decurler conveyance mode (straightening the downward curling)



- | | |
|----------------------------|-----------------------------|
| [1] Decurler gate /1 | [7] Intermediate roller /3 |
| [2] Intermediate roller /1 | [8] Paper exit roller |
| [3] Decurler belt /2 | [9] Decurler roller /2 |
| [4] Decurler roller /3 | [10] Decurler gate /2 |
| [5] Entrance roller /2 | [11] Intermediate roller /2 |
| [6] Entrance roller /1 | |